

01.12.21

L.O: To give instructions to my friends  
and physically follow the instructions.

Look carefully at the following and decide what they are and why we need them?

# How to plant a bulb

## You will need:


A flower pot

A spoon or trowel

Some soil

2 or 3 bulbs

A watering can



## To plant the bulbs:

1. Get the flower pot.
2. Use the spoon or trowel to scoop the soil into the flower pot.
3. Fill the flower pot to the top.
4. Make a hole in the soil for each bulb.
5. Push the bulbs gently into the soil, with pointed part upwards.
6. Cover the bulbs with soil.
7. Water the bulbs.
8. Leave to grow, watering regularly.



Illustration © Camy Davies

**LBCKIDS 5 to 7** March 2010, © The Literacy Club LLP, 2010

From  
**The Literacy Club**  
 Inspire > Enjoy > Succeed  
[www.theliteracyclub.com](http://www.theliteracyclub.com)






## How to make a dumper truck

### You will need:

- 1 large cereal box
- 2 small cereal boxes
- Shoe box lid
- Thin strip of blue paper
- 4 bottle tops
- Red and yellow paint to decorate
- 4 round lids
- Scrunched up newspaper
- Grey paint
- Black paint
- Sticky tape



### Method:

	<ol style="list-style-type: none"> <li>1. Cut the small cereal box in half, lengthways.</li> <li>2. Stick it on top of the larger cereal box using sticky tape on one side only.</li> </ol>
	<ol style="list-style-type: none"> <li>3. Cut the second small cereal box in half, widthways and stick this on the other end of the large cereal box, standing upright.</li> <li>4. Stick a shoebox lid on the highest part of the truck to make a roof.</li> <li>5. Stick a strip of blue paper just underneath the roof to make a window.</li> </ol>
	<ol style="list-style-type: none"> <li>6. Stick two bottle tops onto the lower front of the truck to make the headlights.</li> <li>7. Paint the truck red and yellow.</li> </ol>
	<ol style="list-style-type: none"> <li>8. Paint four round lids black. When they are dry, stick them around the bottom of your truck to make the wheels.</li> </ol>
	<ol style="list-style-type: none"> <li>9. Scrunch up pieces of old newspaper and paint them grey to make some boulders for your truck to carry.</li> </ol>



# Algorithm Rap

Algorithm, algorithm

What do we need to do?

Algorithm, algorithm

How will we do it?



Can we think of some words we might use to give instructions or programme something?

Can you use some of the words (forward, backwards, left, right, pick up, drop) to give your friend instructions?



×

Challenge- programme your friend to collect a beanbag and put it in the bucket.



