


# Paper Snowflake Craft


Start with a square piece of paper.

1



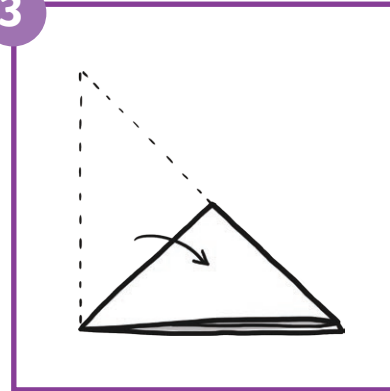
Fold the paper in half to make a triangle.

2



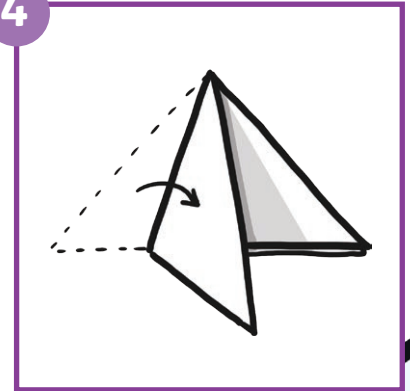
Fold the paper in half again.

3



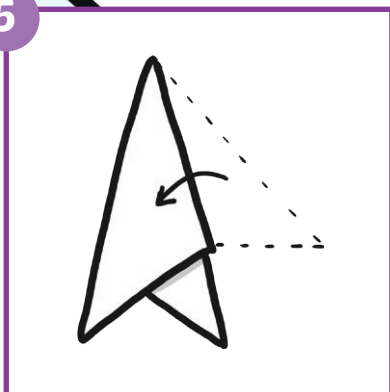
Make a fold a third of the way across the triangle.

4



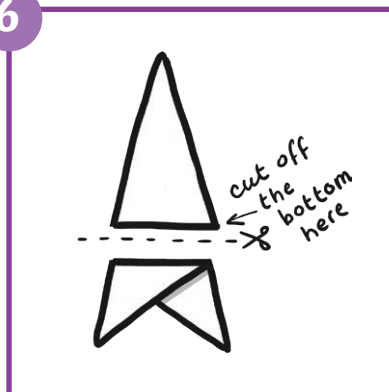
Fold the other side over to create an arrowhead shape.

5




Cut off the bottom to make a triangle.

6



Make additional cuts like the ones below.

7



Unfold to reveal your snowflake!

8

