










<p><u>Easter holiday activities and challenges.</u></p> <p>Easter 2020</p> 	<p><u>Day 1 - Saturday</u> Can you find something beginning with each letter of the alphabet in the house? Write them down, don't collect them!.</p> 	<p><u>Day 2 - Sunday</u> Can you design your own 15-minute Joe Wicks style work out? Remember it should include a warm up and cool down.</p>	<p><u>Day 3 - Monday</u> With an adult in the house, bake or help prepare a meal that you haven't done before. Share it with your family.</p> 	<p><u>Day 4 - Tuesday</u> Today, with any construction toys that you have in the house, can you build a model of a well-known landmark. It can be from anywhere in the world.</p>
<p><u>Day 5 and 6 - Wednesday and Thursday.</u> This activity will take two days, as you will need to plan it first. Make a time capsule! One day you can use it to tell your own children all about this crazy time in history. As you plan your capsule, think about what things are important to you and the activities that you are doing. You may want to include photographs, some work, a rainbow picture etc. When complete, share the contents of your time capsule on Seesaw.</p>		<p><u>Day 7 - Good Friday.</u> Can you decorate a hard-boiled egg? Upload a picture on Seesaw for your teacher to see.</p>  	<p><u>Day 8 - Saturday.</u> Make some sock puppets with some of your odd socks. Can you create a little performance for your family to watch?</p>	<p><u>Day 9 - Sunday</u> Happy Easter Sunday! Eat chocolate eggs and play board games with your family today.</p> 
<p><u>Day 10 - Monday</u> Have an indoor Easter Monday family picnic. Help prepare the food and then enjoy the time together.</p>	<p><u>Day 11 - Tuesday</u> Make up a dance routine and teach it to your family.</p>  <p><small>© dreamstime.com</small></p>	<p><u>Day 12 - Wednesday</u> Make a bird feeder and hang it in your garden or outside your house.</p> 	<p><u>Day 13 - Thursday</u> Draw a picture, with messages saying hello and stay safe. Put it in your window, next to your rainbow. Make people smile. 😊</p> 	
<p><u>Day 14 - Friday</u> Make an indoor den. Use blankets, quilts and cushions. Make it as comfortable as possible. Spend time in your den reading a book and having some quiet time.</p>			<p><u>Day 15 - Saturday</u> Make a scrap book of your time at home. Include pictures, jokes and photos.</p>	<p><u>Day 16 - Sunday</u> School timetable on the website tomorrow. Relax ... and watch a movie.</p>