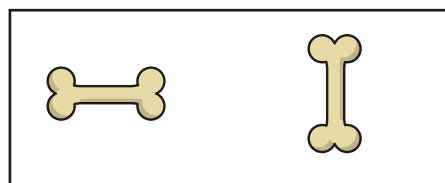


Describing turns

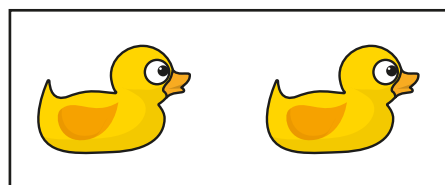
1 Match the picture to the turn.



full turn



half turn




quarter turn

2 First, the arrow is pointing up.

Then, it turns half a turn.




a) Draw to show what the arrow looks like now.



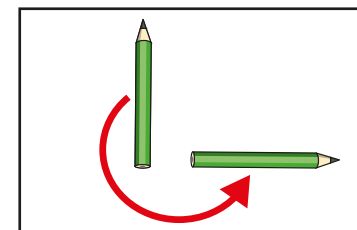
b) Complete the sentence.

Now, the arrow is pointing _____.

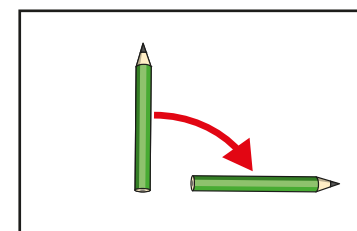
3 Match the picture to the turn.



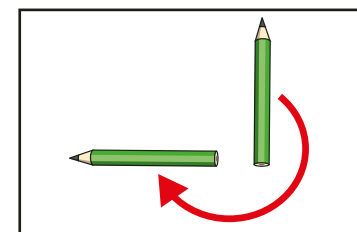
quarter turn
clockwise



quarter turn
anticlockwise




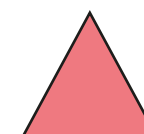
three-quarter turn
clockwise




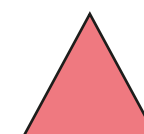
three-quarter turn
anticlockwise

4 Draw to show what the triangle will look like after each turn.

a) A quarter turn clockwise.



b) A three-quarter turn anticlockwise.



What do you notice?

- 5 Choose words from the word bank to complete the sentences.

quarter


half

three-quarter


clockwise

anticlockwise

a) before



after

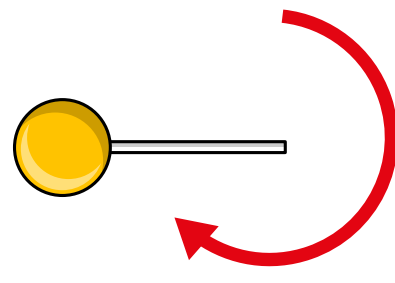


The ladybird has turned a _____
turn _____.

b) before




after

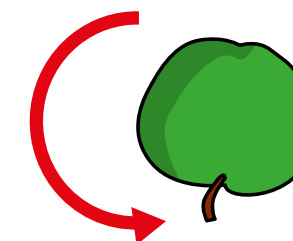


The lollipop has turned a _____
turn _____.

c) before



after



The apple has turned a _____
turn _____.

- 6 A square has been turned.

before



after



Complete the sentence.

The square has turned a _____
turn _____.

Is there more than one answer?