



Tuesday 7th December

L.O. To listen to "Until I Met Dudley".




Dec 5-17:30

Before we read the text, can you make a **prediction** on what the book might be about?




Dec 5-17:31

Before we read the text, can you guess whether it is **fiction** or **non fiction**?



Dec 5-17:31

Before we read the text, can you name the **author** and **illustrator**?



Dec 5-17:31


**Until I Met Dudley**

**TTYP** - What is the book about?

**TTYP** - What happens in the book?

**TTYP** - Did you enjoy the book? Why/ not?

Dec 5-17:34

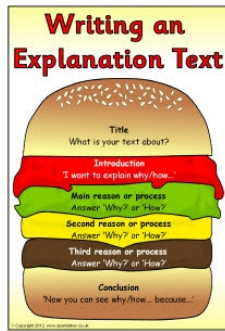


-Until I Met Dudley is an **explanation text**.

-Explanation texts are pieces of writing that **explain something**.

Dec 5-17:57

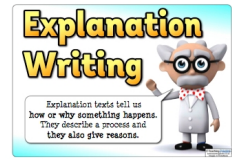
Explanation texts usually follow the following structure...



Dec 5-18:22

and usually includes the following:

- A title
- Conjunctions e.g. *and*, *because*
- Information in sections
- Numbered sections
- Pictures and diagrams to help explain. These may be labelled too.



Dec 5-18:22

Can you work with a partner to find any of these features in *Until I Met Dudley*?




- A title
- Conjunctions e.g. *and*, *because*
- Information in sections
- Numbered sections
- Pictures and diagrams to help explain. These may be labelled too.

Dec 5-18:31

Wednesday 8th December

L.O. To write an explanation.




Dec 5-17:30

In "*Until I Met Dudley*" they begin by saying

*"I thought I knew how a \_\_\_\_\_ worked..."*

and the girl explains how she thought a freezer ect worked.

Let's look at some of her explanations in the text.




Dec 6-08:18

Dec 6-08:23


Today you are going to write a description about how you think a hairdryer works.



Dec 5-18:39



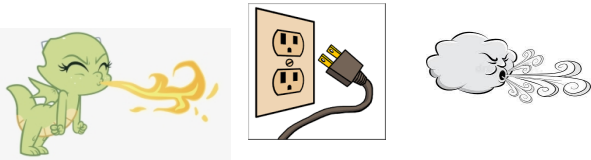
TTYP - Use your imagination to imagine how a hairdryer works!



Dec 6-07:59

*I thought I knew how a hairdryer worked...*

You plug a hairdryer into a power socket, *which* wakes up the tiny fire dragon breathing dragon that lives inside. The dragon breathes hot air out *so* you can dry your hair. You can have cooler air by swapping settings; the dragons swap, *and* the ice dragon takes over, blowing much cooler air.



Dec 6-07:59

An explanation text usually has the following. Can you use some of these features in your writing?

- A title
- Conjunctions e.g. *and*, *because*
- Information in sections
- Numbered sections
- Pictures and diagrams to help explain. These may be labelled too.



Dec 5-18:31

*I thought I knew how a hairdryer worked...*

---

---

---

---

---

---

---


---

Draw a picture. Label your picture too!

Dec 6-08:18

Thursday 9th December

L.O. To write an explanation.



Dec 5-17:30

TTYP - What did you do yesterday in English?

TTYP - Explain to your partner how you imagined that a hairdryer works.



Dec 6-08:35

- 1) Today you are going to **learn** how a hair dryer **actually** works!
- 2) Then, you are going to **work in pairs** to **plan an explanation** about how a hair dryer works.
- 3) **Tomorrow**, you will **present** your **explanation** to the class.

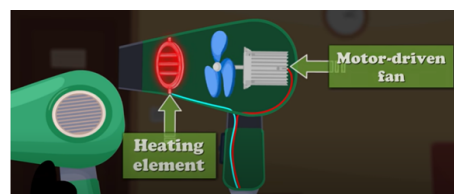
Dec 6-08:39

<https://www.youtube.com/watch?v=uyL6NRTsMvg>

Listen carefully to the explanation about how a hair dryer works!  
(watch to 1 min)

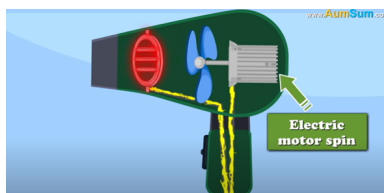
Dec 6-09:06

Hair dryers contain a motor driven fan and a heating element.



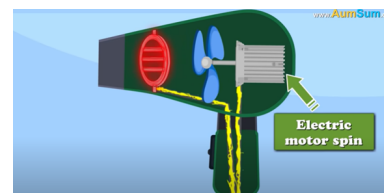
Dec 6-08:45

When currents of electricity start flowing through the hair dryer, it first starts heating up the heating element, then starts making the electric motor spin.



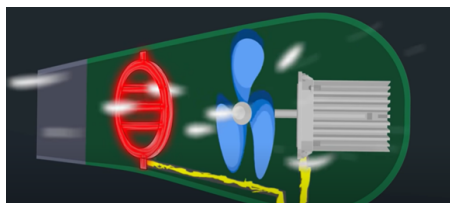
Dec 6-08:45

When the electric motor spin starts to spin, this causes the fan to spin.



Dec 6-08:45

Now the air produced by the fan is heated by the heating element.



Dec 6-08:45

Hot air blows out of the hair dryer.



Dec 6-08:45

Let's go over that once more...

Do you think you could tell your partner how a hair dryer works?

Dec 6-08:59

-In your pairs you need to write an explanation together.

-You can add images or draw your own diagrams.

-You then need to practice reading and presenting your explanation, ready for tomorrow!

Dec 6-09:04

An explanation text usually has the following. Can you use some of these features in your writing?

- A title
- Conjunctions e.g. and, because
- Information in sections
- Numbered sections
- Pictures and diagrams to help explain. These may be labelled too.



Dec 5-18:31

### Key Vocabulary




hair dryer	spin	fan
electricity	current	motor
heating	air	blows
element	because	when

Dec 6-08:54

Friday 10th December

L.O. To present an explanation.



Dec 5-17:30



TOP TIPS!



- Think about who your **audience** is. Can you make it interesting to them?
- Use **interesting or technical vocabulary**.
- **VOICE**: pace, varying your tone, pronouncing words clearly and projecting your voice.
- **BODY LANGUAGE**: gesture and posture, facial expression and eye contact.

Dec 6-09:12

How a hair dryer  
works...



Dec 6-09:15

Feedback - can you give your  
peers any feedback?

**2 stars and a wish**



Dec 6-09:14