

## Art Educational Visit List

### Newcastle

<p><b><u>The Laing</u></b> <b><u>Art</u></b> <b><u>Gallery</u></b></p> <p><b>LAING</b> <b>ART GALLERY</b></p>	<p><i>Let's Visit the Art Gallery</i> (EYFS and KS1)</p> <p>A workshop designed for younger children visiting the gallery for the first time.</p> <p>Suggested topics include:</p> <ul style="list-style-type: none"><li>• Portraits/faces</li><li>• Shape and colour</li><li>• Landscapes</li><li>• Seaside</li></ul>
	<p><i>Explore Portraiture</i> (KS1 and KS2)</p> <p>Pupils will investigate historic, modern and contemporary portraits.</p>
	<p><i>Explore Sculpture</i> (KS1 and KS2)</p> <p>In this workshop pupils will investigate Henry Moore's abstract sculpture and learn about shape, form and texture through games and drama activities.</p>
	<p><i>Explore Printmaking</i> (KS1 and KS2)</p> <p>Experiment with printmaking in this practical art based workshop. Students will learn about traditional printmaking methods through the work of Thomas Bewick. Then create prints in the art studio using different printmaking techniques.</p> <p>*The children study artist Thomas Bewick in Year 2.</p>

**Hatton**  
**Gallery**



***Early Years Workshop (FREE)***  
***(EYFS)***

They offer workshops for early years children based on exploring media and materials, to help our youngest visitors feel comfortable in a gallery setting, and to develop their speaking and listening skills.

***Sketch Book Workshop (FREE)***  
***(KS1 and KS2)***

The class will learn about how to use a sketch book for observation, recording ideas and self-expression. Techniques will include drawing, pastels, collage and annotating.

***Collage Workshop (FREE)***  
***(KS1 and KS2)***

Create collages from a range of inspiring materials based on Kurt Schwitters' Merz Barn Wall which is on display in the gallery. Experiment with a variety of textures and shapes. Links to recycling, re-purposing, found objects.

***Drawing (FREE)***  
***(KS2)***

Drawing sessions for KS2 focus on looking at shade, line, volume and mark making.



***African Art Workshop***  
***(KS1 and KS2)***

View the Uhlman collection of masks and sculptures from West Africa. Find out about the culture and art of this area, listen to African music, handle objects and create a mask inspired by the collection.

**\* Might be appropriate for Africa class!**


<p><b><u>The</u></b> <b><u>Centre for</u></b> <b><u>Life</u></b> <b>Life</b></p>	<p><i>Changing Colours - Playful Science</i> (EYFS) Changing Colours explores and investigates colours, colour mixing and camouflage through hands-on experiments, craft activities and an interactive story.</p>
<p><b><u>Seven</u></b> <b><u>Stories</u></b></p> <p><b>seven stories</b> National Centre for Children's Books</p>	<p><i>Step into the Rainbow (Elmer and the Rainbow)</i> (Suitable for Nursery) The workshop the children will take part in is based on the book 'Elmer and the Rainbow' by David McKee. Elmer and the other elephants are waiting for the storm to end so they can see the beautiful, colourful rainbow. But something dreadful has happened: the rainbow has lost its colours!</p>
	<p><i>Strut your stuff! (Elmer's Special Day)</i> (Suitable for Reception) The workshop the children will take part in is based on the book 'Elmer's Special Day' by David McKee. The children will be encouraged to think about the things they like and enjoy in the world around them, and also what they like about themselves on the inside. This will be explored through craft and drama activities.</p>
	<p><i>Living Storyboards (Charlotte's Piggy Bank)</i> (Suitable for KS1) The workshop the children will take part in is based on the book 'Charlotte's Piggy Bank' by David McKee. Looking closely at the illustrations and through drama activities, children will discover the stories and characters hidden within the pages of the book.</p>
	<p><i>Drawing Words, curated by Children's Laureate Lauren Child</i> (KS2) This exhibition brings together some of the most exciting children's book illustration to come out of the UK in recent years. These workshops, based on Laura Carlin's book A World of Your Own, ask - if you were creating a world of your own, what would it look like? Children will be encouraged to use their imaginations to create their ideal world where anything is possible and no rules apply!</p>

## Gateshead




<p><b><u>The Baltic</u></b></p> 	<p><b><i>Artist Studio Session</i></b> (EYFS, KS1 and KS2) Practical art workshops delivered by one of BALTIC's experienced artist facilitators. Artist Studio Sessions give pupils the opportunity to get initial inspiration for projects, develop new artistic practices, work closely with a practising artist and explore their own thinking, sketch booking, documentation and artistic reasoning.</p> <p><b><i>Primary Intro Tour (FREE)</i></b> (EYFS, KS1 and KS2) Exploring key ideas and artworks, this 30-minute session offers an ideal introduction to one or more of BALTIC's exhibitions.</p> <p><b><i>Baltic Bridges (FREE)</i></b> (EYFS, KS1 and KS2) Through fun and experimental drawing games, pupils will explore what they can see from BALTIC's Level 5 viewing box before designing their own imagined bridges to span the Tyne.</p>
<p><b><u>The Shipley</u></b></p> 	<p><b><i>Making an Angel</i></b> (EYFS, KS1 and KS2) Can easily combine a visit to the Angel of the North with a trip to the gallery. Pupils will compare and contrast the model of the Angel of the North with the monumental sculpture to help them understand more about the design process through discussion, drawing, games and model making.</p> <p><b>*Gateshead class, Antony Gormley is your class artist.</b></p>



	<p><i>Textiles with felt making</i> (KS1 and KS2)</p> <p>Investigate different textiles in the collection and find out about how textiles are used in traditional North Eastern crafts. Pupils will handle examples of quilting, proggy and weaving and learn about how felt is made. Each pupil will have a go at making their own felt square in the art studio.</p> <p>*Year 3- thought this could link to your topic of 'Local History'.</p>
	<p><i>Create with Clay</i> (KS1 and KS2)</p> <p>Pupils will be able to make their own clay container whilst referring to examples from the Shipley's extensive handling collection.</p>
	<p><i>Textiles: Sewing Skills and felt making in a day</i> (KS2)</p> <p>Pupils have the opportunity to discover traditional textile techniques. Explore the artworks around the gallery, handle some of their extensive textile collection and create their own masterpieces in our practical sessions. They can have a go at sewing and creating their own initialised embellished square.</p>

## Durham

<p><b><u>Crushed</u></b> <b><u>Chilli Gallery</u></b></p>	<p><b><i>Fused Glass Workshop</i></b> (All ages) Workshops last one hour and students make a fused glass panel. They can incorporate your current art studies within the designs. The students will experiment with colour and the different forms of glass to create a hanging sun catcher of their own design.</p> <p>*At Christmas children can make their own glass Christmas decorations.</p>
<p><b><u>Oriental</u></b> <b><u>Museum</u></b></p> 	<p><b><i>What makes a great artist?</i></b> (EYFS, KS1 and KS2) Find out about artists such as Andy Warhol, Barbara Hepworth, Bridget Riley and the Guerrilla Girls. Test your repeat patterns like Warhol and Riley, learn to express opinions like the Guerrilla Girls, sketch like Norman Cornish or sculpt like Hepworth.</p> <p>*Andy Warhol is studied in Year 2, Bridget Riley is studied in Year 3.</p>

## Everywhere else

<p><b><u>Middlesbrough Institute for Modern Art (MIMA)</u></b></p> 	<p><b><i>Gallery Visit</i></b> (EYFS, KS1 and KS2)</p> <p>Using the gallery spaces and a bespoke education space, they aim to develop individual thinking around the work of artists, as well develop language, discussion, and observational skills, in turn developing positive experiences for all participants.</p> <hr/> <p><b><i>Jewellery Gallery Workshop</i></b> (EYFS, KS1 and KS2)</p> <p>Mima's jewellery collection is made up of weird and wonderful pieces from paper and plastic as well as recycled and reclaimed materials, concrete, horsehair and even human teeth! Using a wide range of unusual materials and techniques this practical making workshop will celebrate the use of recycling materials and the importance of crafted objects.</p>
<p><b><u>The Dorman Museum</u></b></p> 	<p><b><i>The extraordinary life cycle of plants</i></b> (Lower KS2)</p> <p>Find out about pollination and germination and how amazing our planets plant life is in this fascinating facts workshop. Choose one of the craft sessions for the students to get creative in with and take back to school for display. Such as; Make a word tree, decorate a seasonal wreath or make paper.</p>
<p><b><u>South Shields Art Gallery</u></b></p> 	<p><b><i>Wor Donkey- A tail of unlikely heroes</i></b> (KS1 and KS2)</p> <p>Discover the story of South Tyneside's local hero - John Simpson Kirkpatrick and his famous donkey. This interactive story-based session will explore the roles of people and animals using storytelling and talk for writing. They will then create their own story bunting that reflects the themes of bravery, ordinariness, war and heroes.</p> <p>*Year 5 this links to your topic of World War I.</p>
<p><b><u>Hexham Abby</u></b></p>	<p><b><i>Offer a range of cross curricular workshops</i></b></p>

<p><b><u>Woodhorn Museum</u></b></p> 	<p><b><i>The Art of Mining</i></b>  <b>(All ages)</b>          Be inspired by the paintings of the Ashington Group, also known as the Pitmen Painters, and have a go at recreating some of their best loved work in a workshop which introduces pupils to some of the techniques used to create the paintings (including perspective, light and dark and details).</p> <p><b>*Year 3 I think this is where you went last year? Links to your topic of Local History.</b></p>
<p><b><u>Sunderland Museum and Winter Gardens</u></b></p> 	<p><b><i>Rainforest Explorers: Art Explosion</i></b>  <b>(EYFS, KS1 and KS2)</b>          Explore the amazing Winter Gardens on a sketching trail to draw rainforest leaves of different sizes, shapes and textures. Find drip tips, waxy, striped and holey leaves. Use these ideas to create large pastel drawings of leaves for a rainforest collage artwork.</p> <p><b>*Year 6 I thought this might be suitable for your geography topic of Rainforests.</b></p>
	<p><b><i>Lowry Landscapes</i></b>  <b>(KS1 and KS2)</b>          Discover a sense of time and place exploring their large collection of L.S. Lowry's paintings and drawings. Work together as a class to draw a landscape inspired by the session.</p> <p><b>*Year 2 as we study Lowry in Art.</b></p>
	<p><b><i>Leonardo Da Vinci: A life in colour</i></b>  <b>(KS2)</b>          Sunderland Museum &amp; Winter Gardens are hosting an exhibition of 12 of Leonardo da Vinci's drawings from the Royal Collection Trust to commemorate 500 years since his death. This is the largest number of Leonardo's drawings ever to be seen together in the North East!</p> <p><b>*Year 4 I thought this might would be great for you as he is one of your artists.</b></p>



**Kielder**  
**Forest**



***Kielder Sculpture Park and Trail***

**(KS2)**

Some 22 sculptures are scattered along a 27-mile forest trail around a lake - and are best seen by those who love walking. Fortunately, the sculptures are often grouped together so, using your map, choose a few, drive to the nearest car park and walk from there. With kids, visit the *Minotaur Maze*, the *Play Garden* or the sculpture trail called the *Kielder Keepsake*.