


THE TWITS

WEEK 2

YEAR 2 ENGLISH



HAPPY MONDAY!

I loved reading through your work on *The Twits* last week. You wrote fantastic diary entries in role as Mrs Twit, and then made some rather disgusting sounding recipes!! Great work all round.

A copy of the story is available to read here (this is a slightly better version as it includes the illustrations):

<http://www.stonehome.net.au/4red/TwitsHTML/index.htm>

There is also an audio version available to listen to here:

<https://www.youtube.com/watch?v=EgppUh8ukZ8>

DAY 1

Read the following chapters: *The Funny Walking Stick* and *Mrs Twit has the Shrinks*.



DAY 1

Mrs Twit is not in a good way in these chapters, and she is really starting to panic about what is happening to her!

We are going to explore how she is feeling a little bit further.

Can you think of some questions that you would like to ask Mrs Twit linked to what has happened in the story so far?

Remember a question must end with a ?



DAY 1

Now for the funny part; you are going to do a hot seating activity. Find a chair, and when you are sat on this chair, you are Mrs Twit. You think like her and you talk like her (but perhaps you won't look like her!).

Get someone to ask you the questions you have just thought about. Can you answer these in role as Mrs Twit?

Try to expand on your answers as much as possible, giving details in your answers.



DAY 2

DAY 2

Is It a Question?

Read each sentence. If it is a question, write a question mark on the line.
If it is not a question, draw a line through the sentence.

1. Where is the library _____
2. The beach ball is blue _____
3. I saw a funny movie last night _____
4. What time does school start _____
5. How are you feeling today _____
6. My house is next door to Jim's house _____
7. Do you want a muffin _____
8. How many books did you read _____



DAY 2

Choose two of your favourite questions from yesterday.

Write the first question in your book and then write the answer that Mrs Twit (you!) gave.

Do this again for the second question.

Think carefully about the punctuation you need to use.






DAY 3

DAY 3


Time to get your thinking cap on.... At the end of the most recent chapter, Mr Twit announced that the only way to fix Mrs Twit of the dreaded "shrinks" was to be stretched!

Today, you are going to make a prediction.

How do you think Mr Twit will stretch Mrs Twit?



DAY 3



Draw a picture of your prediction. Perhaps you think Mr Twit invents some sort of stretching machine?

Write a paragraph to **explain** how this plan will work.

Remember to try and use conjunctions to explain your ideas further

and

so


because

but

DAY 4

DAY 4

Read the next chapter – *Mrs Twit gets a stretching.*




Pause at the end of this chapter and answer these questions in full sentences:

- What did Mr Twit fill the balloons with?
- What does it mean when Mrs Twit is described as "helpless"?
- What do you think Mr Twit's second nasty idea is going to be?

DAY 4

Read the next chapter – *Mrs Twit goes ballooning up.*




Pause at the end of this chapter and answer these questions in full sentences:

- How does Mr Twit cut the strings?
- How does Roald Dahl describe what happens to Mrs Twit after the strings are cut?
- Why does Mr Twit think he has had "a marvellous bit of luck"?

DAY 5

DAY 5



Read the next three short chapters – Mrs Twit comes ballooning down, Mr Twit gets a horrid shock and The house, the tree and the monkey cage.



DAY 5

Re-read *The house, the tree and the monkey cage* chapter and listen carefully to the details which describe The Twits' house and its surroundings.

Using this information, draw what you imagine the Twits' house to look like and write a few sentences underneath describing it. Remember you can add details of your own!